

OFFICIAL
COMMUNITY GUIDE

Holdrege

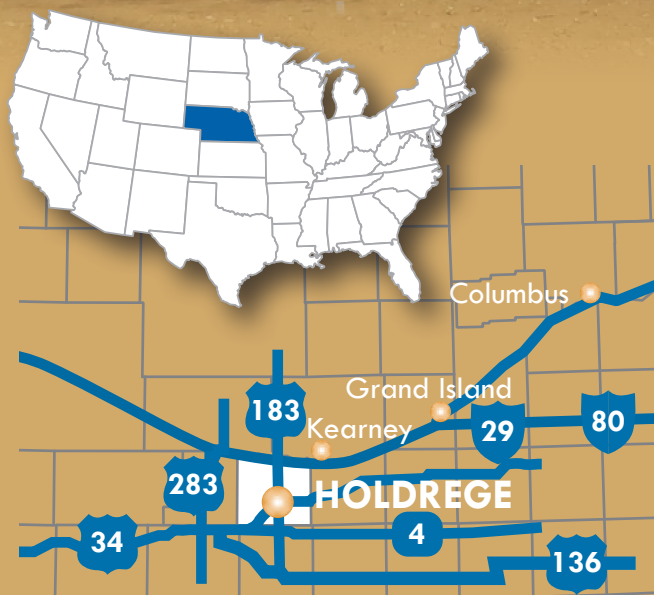
NEBRASKA



Welcome to Phelps County!

- ▶ Electric rates lower than the U.S. average
- ▶ 1:13 teacher/pupil ratio Pre-K-12
- ▶ \$300+ million industrial investments since 2010

Visit PhelpsCountyNE.com



►► Inside the guide

- 3** Economic Development
- 4** Transportation
- 6** Labor
- 7** Communications
- 8** Local Government
- 8** Utilities
- 9** Tax Structure
- 10** Education
- 11** Quality Of Life
- 14** Agriculture
- 15** Climate



The following pages contain basic information about Holdrege, Nebraska. This information was compiled by Phelps County Development Corporation and Nebraska Public Power District in order to promote community development and quality of life.

CONTACTS & WEBSITES

Ron Tillery
Executive Director
Phelps County Development Corporation
Holdrege, Nebraska
Office: (308) 995-4148
Cell: (308) 991-3296
Email: pcdc@phelpscountyne.com
PhelpsCountyNE.com

Bob Rager
City Administrator
City of Holdrege
Holdrege, Nebraska
Office: (308) 995-8681
Cell: (308) 991-2422
Email: brager@cityofholdrege.org
CityOfHoldrege.org

Jessica Kraus
Executive Director
Holdrege Area Chamber of Commerce
Holdrege, Nebraska
Office: (308) 995-4444
Email: jessica@holdregechamber.com
HoldregeChamber.com

Nicole J. Sedlacek, CECD
Economic Development Manager
Nebraska Public Power District
O'Neill, Nebraska
Office: (402) 336-5332
Cell: (402) 340-0190
Email: njsedla@nppd.com
sites.nppd.com



BD creates general purpose and insulin syringes, and employs a large portion of the Holdrege workforce.

Economic Development

Phelps County Development Corporation, PCDC, is focused on achieving regional prosperity through a multi-faceted program of work that includes but is not limited to traditional economic development activities. PCDC supports a wide array of market enrichment activities that includes workforce housing development, workforce/career development, community preparedness and retail development.

Recently, PCDC has introduced programs designed to convert commuters who are employed locally but live elsewhere to full-time residents. Over the course of the first 2 years these programs - GO! HOME - have attracted nearly 160 new residents. PCDC partners with other organizations to promote workforce housing development and scholarships for students pursuing careers in high-demand job sectors.

PCDC works closely with existing businesses to determine opportunities and obstacles to success and designs solutions that ensure their long-term success. As an indicator of the organization's effectiveness, more than 100 businesses and individuals contribute to PCDC's operational funding on an annual basis. PCDC also administers LB840 Local Option Sales Tax proceeds that are dedicated to economic development activities.

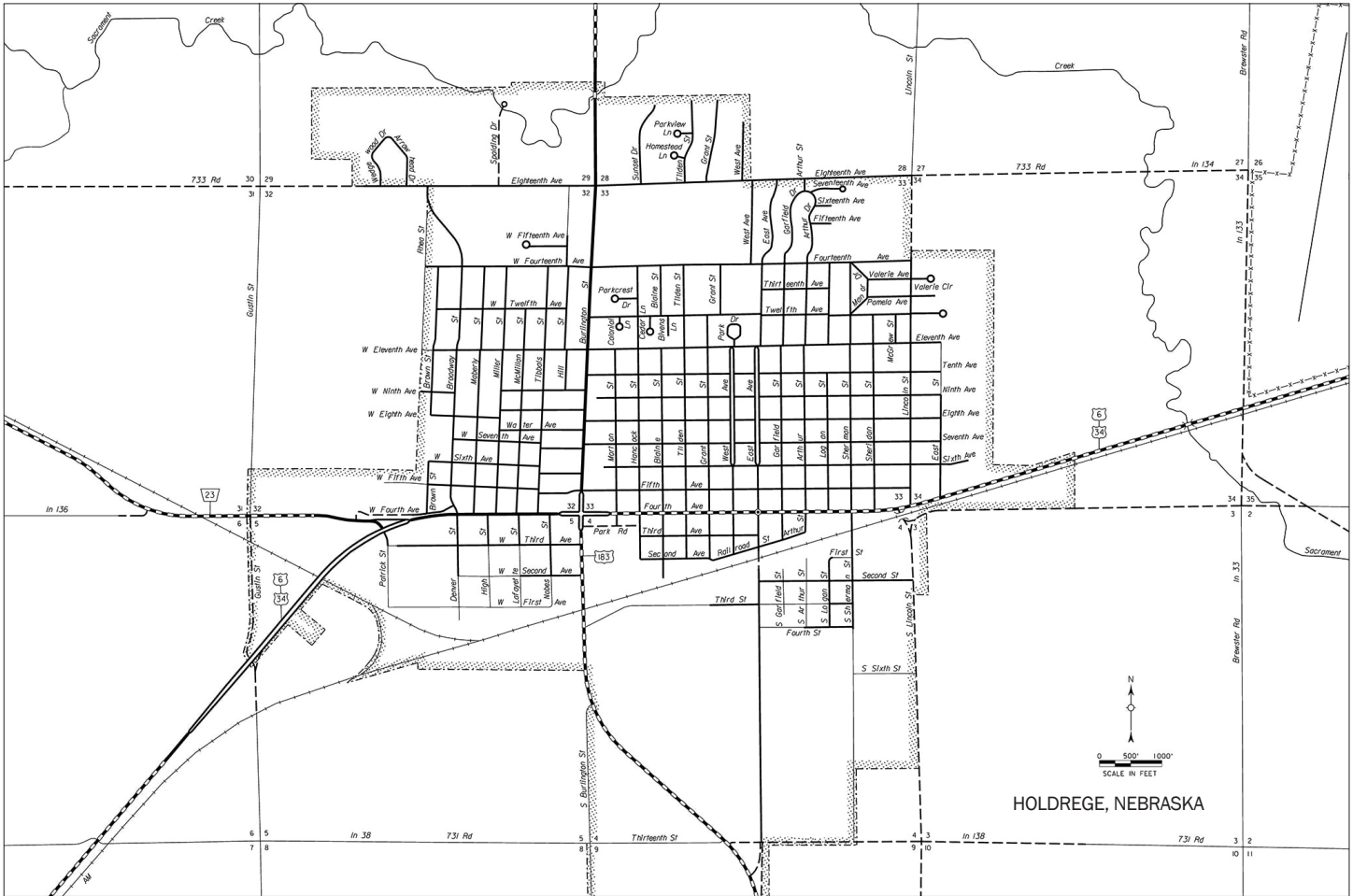
Phelps County has 107 acres at Iron Horse Business & Industry Park that are available for industrial use. The base price of the available property is \$35,000 per acre, and is negotiable. For more information on available sites and buildings go to sites.nppd.com.

Firms with retail sales tax permits in Holdrege reported 2020 net taxable retail sales of \$69,600,939, while Phelps County reported retail sales of \$74,751,246.



“Each generation needs to invest in Holdrege and do its share to achieve our shared goals. If we don’t do it no one else will.”

—Reed McClymont,
PCDC President



Transportation

Location / Highways

Holdrege is located 25 miles south of the east-west geographic center of the United States. It serves as the county seat of Phelps County with US Highway 183, US Highway 6/34, NE Highway 23 running through the town.

Situated in the south-central area of the state, Holdrege is 17 miles south of Interstate 80, 82 miles southwest of Grand Island, 217 miles southwest of Omaha and 361 miles northwest of Denver. Nearby cities include Kearney, Grand Island and Hastings

Air

Brewster Field Airport, the municipal airport in Holdrege, serves as a regional facility that is often used by



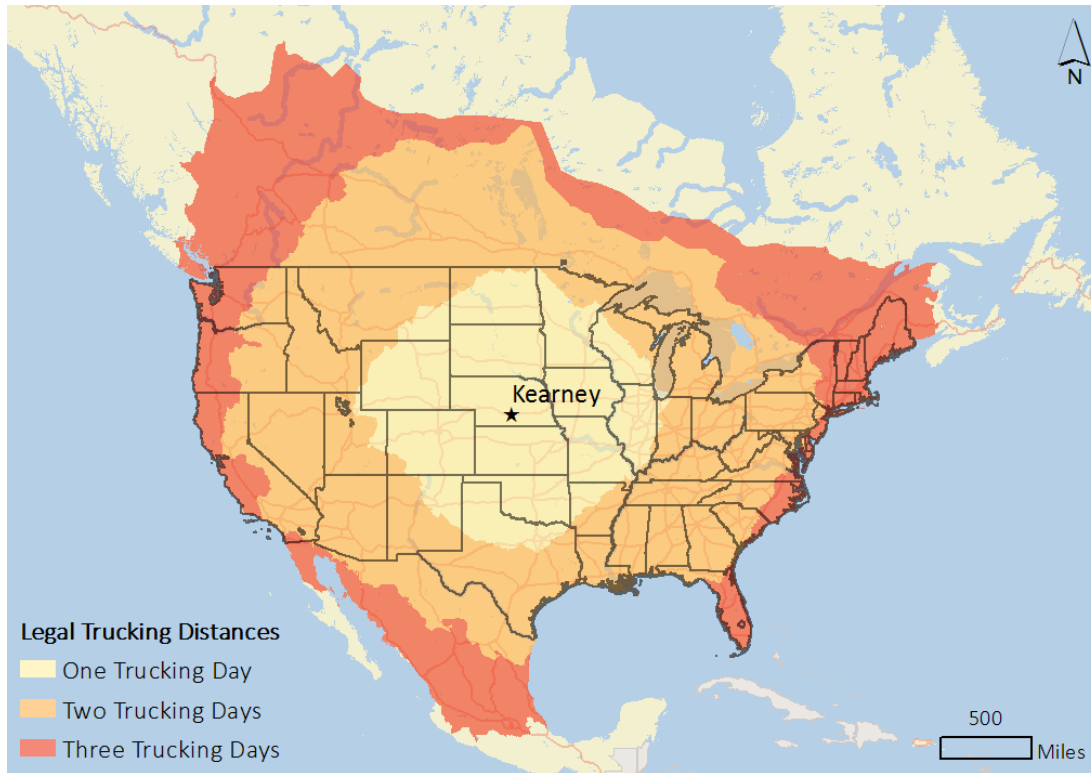
Brewster Field Airport has two runways for medical, agricultural, commercial and recreational use.

medical, agricultural and commercial organizations. The airport features one lighted 4,701-foot hard-surfaced runway and one 1,769-foot turf runway.

Aviation fuel and aircraft maintenance services are also available during normal business hours and by prior arrangements. A heated

hangar, suitable for small- to medium-sized corporate jets, has long- and short-term storage options. The elevation at the airport is 2,313 feet, the latitude is 40-27-07N, and the longitude is 099-20-11W.

Brewster Field is also home to Skydive Atlas, a commercial skydiving school.



Source: Nebraska Department of Economic Development. Legal Trucking Distances from Kearney, Nebraska [maps]. 2014. 1:26,000,000; generated by Melissa Trueblood; using ESRI Business Analyst Desktop 10.2.1 Software and Data.

Nearest Commercial Air Service:

- Kearney Regional Airport
Kearney, 35 miles, 40 minutes
- Central Nebraska Regional Airport
Grand Island, 77 miles, 83 minutes
- Lincoln Airport
Lincoln, 157 miles, 141 minutes
- Eppley Airfield
Omaha, 220 miles, 193 minutes

Trucklines

More than 13,500 licensed motor carriers with worldwide connections are based in Nebraska and serve businesses throughout North America.

Local trucking companies include DX Trucking LLC, N-N Transfer, Phoenix Trucking, and Ron Johnson Trucking.

The above trucking map is based on Kearney, Nebraska, 31 miles northeast of Holdrege.

Bus Lines

Burlington Trailways serves Kearney, 31 miles northeast of Holdrege.

Public Transportation is provided through the Phelps County Senior Citizens Center in Holdrege.

Rail

The BNSF Railway Company main line serves Holdrege with approximately 20 freight trains daily. Switching is completed daily by train crews. For further information regarding BNSF Railway Company, visit bnsf.com.

NKC Railnet, Inc., a short line, runs from Holdrege across the border to

Colorado. NKC Railnet connects to BNSF in Holdrege. For more information regarding NKC Railnet, Inc., visit omnitrax.com.

Amtrak provides Holdrege with rail passenger service throughout the United States. Additional Nebraska Amtrak stations are located in Hastings, Lincoln, McCook and Omaha. For more information, visit amtrak.com.

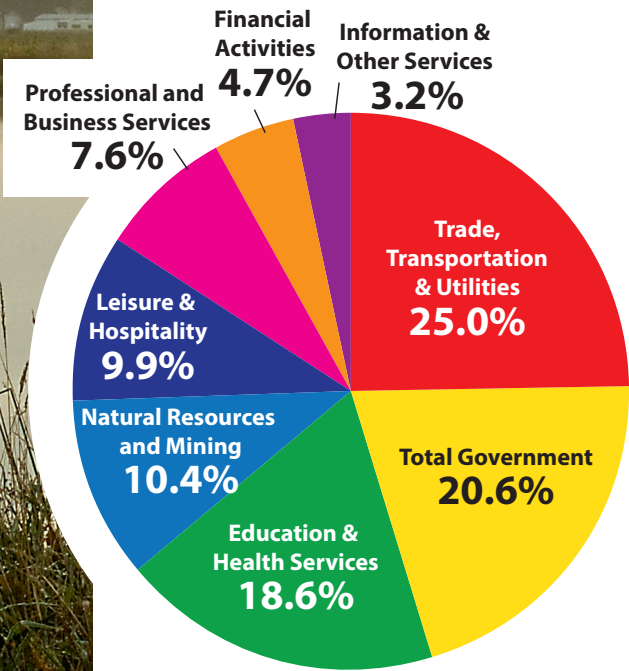


The BNSF Railway Company serves Holdrege.



Above, Lake Seldom creates a picturesque view – captured by Christensen Photography.

Labor



Workforce

The Nebraska Department of Labor serves employers and job seekers across Nebraska through its “One-Stop Career Centers” located across the state. Services for employers include employee recruitment and screening, posting job openings, tax credit information, and labor market and labor law information. Job seekers can find a full array of employment and training related services including on-site services provided by a network of mandatory Workforce Investment Act partners. To learn more about these and other services, visit neworks.nebraska.gov.

Unionization

Nebraska has a right to work provision in its constitution. Holdrege has no private sector unionization.

HOLDREGE'S LEADING EMPLOYERS

EMPLOYERS	PRODUCT OR SERVICE	EMPLOYEES
Becton Dickinson	General purpose & insulin syringes	650
Allmand, Inc.	Portable light towers, arrow boards, industrial heaters	230
LandMark Implement, Inc.	Farm equipment, products & services	227
Phelps Memorial Health Center	Medical	220
IES Commercial & Industrial	Electrical design, construction & maintenance	215
CHS Agri Service Center	Mixed-grain feed & fertilizer	200
Holdrege Public Schools	Education	168
Holdrege Memorial Homes	Long-term care/retirement center	150
Christian Homes Care Community	Long-term care/retirement center	130
Central Nebraska Public Power & Irrigation	Electric utility	102

ANNUAL AVERAGE 2018 LABOR SUPPLY

*Contiguous Nebraska counties include Kearney, Franklin, Gosper, Harlan, Buffalo, Dawson & Furnas.

	PHELPS COUNTY & CONTIGUOUS*	PHELPS COUNTY
NON-FARM WAGE & SALARY WORKERS	49,702	4,719
TOTAL EMPLOYMENT	54,835	4,793
LABOR FORCE POPULATION	56,206	4,903
ADDITIONAL POTENTIAL LABOR SUPPLY		
COMMUTING OUT OF COUNTY (2018)		1,832
UNEMPLOYED		110
TOTAL		1,942

NOTE: Does not include estimated number of homemakers, seasonal and part-time workers, and workers who would shift from low-paying jobs who could be expected to work for industry.

UNEMPLOYMENT RATE 2018

	PERCENT
PHELPS COUNTY	2.2%
NEBRASKA	2.8%
UNITED STATES	3.9%

Source: U.S. Bureau of Labor Statistics

WAGE SAMPLING

Hourly wages rates for various occupations,
Central Region, Nebraska

JOB TITLE	10TH PERCENTILE	50TH PERCENTILE	90TH PERCENTILE
ACCOUNTANTS AND AUDITORS	20.06	28.30	48.04
CUSTOMER SERVICE REPRESENTATIVES	11.63	15.13	19.69
ELECTRICIANS	16.81	26.04	40.85
HEAVY AND TRACTOR-TRAILER TRUCK DRIVERS	15.89	19.40	25.32
LABORERS AND FREIGHT, STOCK, AND MATERIAL MOVERS, HAND	11.50	15.72	21.30
MACHINISTS	16.13	20.97	25.40
MISCELLANEOUS ASSEMBLERS AND FABRICATORS	12.70	15.60	22.36
OFFICE CLERKS, GENERAL	9.71	14.01	19.78
REGISTERED NURSES	26.30	32.69	44.57
RETAIL SALESPERSONS	10.63	14.58	27.18
SECRETARIES AND ADMINISTRATIVE ASSISTANTS (EXCEPT LEGAL, MEDICAL & EXECUTIVE)	14.16	18.71	23.46
TOOL AND DIE MAKERS	16.68	23.44	30.14
WELDERS, CUTTERS, SOLDERERS, AND BRAZERS	16.04	19.73	25.73

*Wage Information taken from Nebraska Statewide

Source: Nebraska Workforce Development, Occupational Employment, Program, First Quarter 2021



The U.S. Post Office in Holdrege employs 18 people, with one dispatch daily.

Communications

Telecommunications Providers

CenturyLink
centurylink.com

Charter Spectrum
spectrum.com

Internet Providers

ATC Communications
atcjet.net

CenturyLink
centurylink.com

Charter Communications
official.spectrum.com

Glenwood Technologies
gtmc.net

Post Office & Package Delivery Service

The U.S. Postal Service in Holdrege has one mail receipt and one dispatch daily.

Federal Express, United Parcel Service and U.S. Postal Service provide package delivery services.

Local Government

Holdrege, a first-class city, has a mayor-council form of government with a city administrator and a city clerk. The mayor and council members are elected to serve four-year terms and the city administrator is appointed. The 2019–2020 actual budget is \$26,068,420.

Phelps County has 13 precincts and is governed by seven county commissioners, who are elected by popular vote for four-year terms. There are five townships in the county. The actual county budget for 2019–2020 is \$19,493,053.

The county belongs to the South Central Economic Development District.

Streets

Holdrege has 150.5 miles of streets; 93 percent are hard-surfaced and 7 percent are gravel. Seventy-five percent of the streets have curbs and 70 percent have sidewalks. There are no local load restrictions.

Fire Protection

Holdrege has one fire station that serves 625 square miles and 216 fire

hydrants. Fire protection is provided to the city by a 30-member volunteer fire department; 13 members are certified emergency medical technicians. The Fire Department provides mutual aid to surrounding communities.

Law Enforcement

The Holdrege Police Department employs ten full-time police officers and six support staff. Regular patrol is provided to existing industries in the area. Annual expenditures for police protection for the last three years averaged \$1,371,515.



Annual expenditures for fire protection for the past three years averaged \$110,000.

2017 CRIME RATES

Per 1,000 Population	VIOLENT PROPERTY CRIMES	
	CRIMES	CRIMES
PHELPS COUNTY	1.4	10.7
NEBRASKA	3.0	22.6
U.S. TOTAL	3.8	23.6

Source: ucr.fbi.gov

Utilities

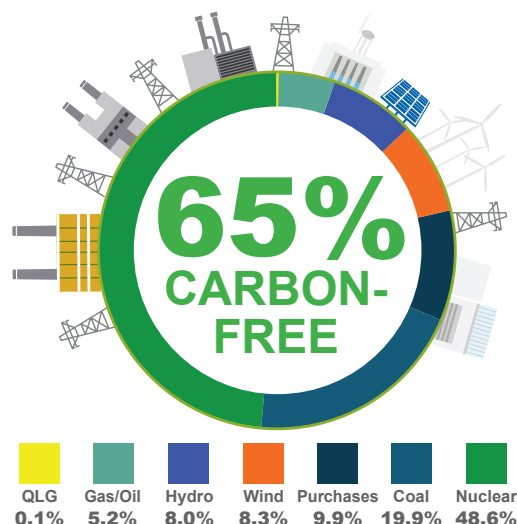
Nebraska Highlights

Energy costs are often a considerable part of any business' operational budget. These costs can vary greatly between states, but in Nebraska (the only state in the nation where all electric utilities are publicly owned) electric costs are passed to consumers at low, cost-of-service rates. As a result, the state offers industrial rates well below the national average. Nebraska electric utilities achieve low rates, in part, because they draw from a balanced and efficient "mix" of generation resources.

NPPD has an Economic Development Rate (EDR) for customers with qualifying projects of new or additional electric load. To be eligible for the lower, incentivized EDR, a customer must be served by an NPPD wholesale utility customer or NPPD's Retail Division. The project must add new or additional electric load of at least one megawatt, and have a minimum monthly load factor of 60 percent. The customer must enter into a written agreement with the State of Nebraska or any political subdivision to provide an economic development project pursuant to state or local law and have a written service agreement with NPPD.

NPPD ENERGY GENERATION RESOURCES FOR NEBRASKA CUSTOMERS

2019-2020 Rolling Two-Year Average



*Qualifying Local Generation (QLG) includes renewable energy facilities installed by our wholesale customers and in NPPD retail communities.

Tax Structure

Nebraska Tax Incentives


Nebraska's performance-based tax incentive programs demonstrate the state's commitment to creating a favorable business environment for your business expansion or location. Known collectively as the "Nebraska Advantage

Package," this multi-tiered program provides investment credits, wage credits, sales tax refunds based on investment and job creation in Nebraska.

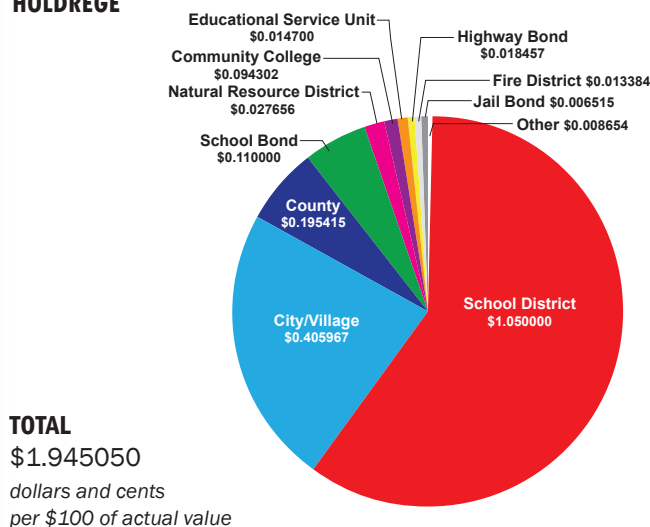
Qualified companies, large and small can take advantage of these benefits.

For more information on the qualifications and potential benefits available to your company, contact the Nebraska Department of Economic Development (800) 426-6505 or visit **opportunity.nebraska.gov**.

2018–2019 ACTUAL VALUATION HOLDREGE



2018–2019 TAX RATES HOLDREGE



Electricity

The Holdrege Utilities Department retails electricity in the city. All power is purchased from Nebraska Public Power District (NPPD) with the exception of the city's Western Area Power Administration (WAPA) allocation. The Holdrege electric system is connected to the statewide grid by means of an NPPD 115/34.5 kV substation. This substation has four 115,000 volt transmission lines entering from various locations throughout the state.

For electric rates and services contact Nebraska Public Power District at (877) 275-6773, nppd.com/accounts-billing/your-rates.

Natural Gas

Black Hills Energy is a retail supplier of natural gas in Holdrege. For more information, visit blackhillsenergy.com.

Water & Sewerage

The municipal water system is supplied by ten wells, which have an average depth of 257 feet. The system, serving the entire city, has a combined pumping capacity of 4,120 gallons per minute and an overhead storage capacity of 750,000 gallons. The average daily demand is 2,500,000 gallons, and the historic peak daily demand is 5,932,800 gallons. The system has a maximum capacity of 6,682,800 gallons per day. The quality of water in Holdrege does not necessitate a water treatment plant.

Holdrege has a gravity fed municipal

sanitary sewerage system with two lifts and a storm sewer system with surface and gravity pipe. The sequencing batch reactor/trickling filter treatment plant, with a daily capacity of 837,000 gallons, was built in 1930 and updated in the 1940s, 1958, 1967, 1977 and 1998. The waste water treatment plant was updated to include UV disinfection in 2011. The average daily flow is 519,000 gallons.

Waste Removal & Recycling


Privately-owned waste removal services are available in Holdrege. The city owns Prairie Hills Landfill located one mile south of Holdrege.

Mid-Nebraska Individual Services operates the recycling program at the landfill. Recyclables accepted include cardboard, plastic, newspaper, tin, and aluminum.

Education



Above, Holdrege Public Schools welcome 1,080 students and 83 teachers to its 2019–20 school year. Below, a classroom at Central Community College is ready for another semester of education.



Empowering all students
for success at Holdrege
Public Schools

Holdrege Public Schools

School District No. 69-0044 in Phelps and Harlan Counties covers 214.4 square miles with bus services provided to the communities. The District has an actual valuation of \$1,105,562,492, with an actual valuation per student of \$1,051,915. This Class 3 school is accredited by the Nebraska Department of Education and AdvancEd District Wide Accreditation. Phelps County graduates 125 high school students annually. For more details visit dusters.org.

Educational Service Unit

Educational Service Unit 11 (ESU), headquartered in Holdrege, provides educational services to 13 school districts in seven counties in south-central and southwestern Nebraska. Visit esu11.org for more information.

Higher Education

Holdrege is home to Central Community College. The University of Nebraska at Kearney is in nearby Kearney.

An abundance of public colleges, universities, community colleges, private colleges and trade schools are available in Nebraska. A large number of degree programs are available and some institutions offer courses and workshops specially tailored to meet specific training needs of industry, education, and business. Several of Nebraska's universities are ranked as national leaders at making quality education affordable.



2017–18 ACT SCORES

	COMPOSITE
HOLDREGE PUBLIC SCHOOL	19.6
NEBRASKA	19.4
NATIONAL	20.8

Source: Nebraska Department of Education

HOLDREGE PUBLIC SCHOOLS

	STUDENTS	TEACHER/PUPIL RATIO	COMPUTER/PUPIL RATIO
ELEMENTARY (PRE-K-4)	397	1:13	1:1
MIDDLE SCHOOL (5-8)	331	1:13	1:1
HIGH SCHOOL (9-12)	352	1:13	1:1

Source: ncc.nebraska.gov



Phelps Memorial Health Center, above, and the Family Medical Specialties, below, care for Phelps County with excellent facilities.

Quality of Life

Hospital

Phelps Memorial Health Center is a 25-bed, non-profit, critical access hospital located in Holdrege, Nebraska. Phelps Memorial opened in 1968 and continues to grow. Major additions were in 1981, 2003 and 2012. Currently, the Phelps Medical Group construction project is in progress and will connect with the hospital with the clinic. The completion date is scheduled for mid-2020.

The hospital is one of the largest employers in Phelps County, employing nearly 300 healthcare professionals and contracting with an additional 150.

The highly qualified team at Phelps Memorial Health Center is trained in over 100 healthcare services. These include cardiac rehabilitation, cardiopulmonary, diagnostic imaging, interventional radiology, emergency services, general surgery, obstetrics, oncology, orthopedics, surgical services, and occupational, speech and physical therapy services.

The Phelps Memorial same day services team specializes in outpatient services. There are three state-of-the-art fully integrated operating suites, two scope rooms, and 13 private patient rooms. Outpatient surgical services include:

general, orthopedics, spine, urology, podiatry, IV infusions, chemotherapy, gynecological surgical services, tubal ligations, endometrial ablation, colonoscopy, bronchoscopy, gastroscopy, pain management services, cataract and ear nose and throat procedures.

In addition, Phelps Memorial has visiting specialists on a daily basis. Consulting physicians include specialists of cardiology, gynecology, oncology, ophthalmology, orthopedics, otorhinolaryngology (ENT), pathology, psychiatry, pulmonology, radiology, surgery and urology.

For more information visit **PhelpsMemorial.com**.

Clinic

Family Medical Specialties provides a wide range of services including family practice, pediatrics, obstetrics, internal medicine, sports medicine, allergy clinic, laboratory, radiology and referral services. For more information visit **FamMedSpec.com**.

Phelps Medical Group is passionate about providing high-quality clinical health and wellness services to the community. They are experienced in the areas of obstetrics, pediatrics, adult wellness, diabetes management, endocrinology, podiatry, family practice, osteopathic manipulative treatment, men's health and women's health.





[Phelps Medical Group](#) currently has a dedicated team of 17 employees, three physicians and two nurse practitioners. They are experienced in the areas of obstetrics, pediatrics, adult wellness, diabetes management, endocrinology, podiatry, family practice, osteopathic manipulative treatment, men's health and women's health. For more information visit PhelpsMedicalGroup.net.

The [VA Holdrege Outpatient Clinic](#) brings health care closer to home for veterans from the Holdrege area, central Nebraska, and north-central Kansas. The clinic has multiple exam rooms, videoconferencing services for group and special clinics, and a minor procedure room. Services include: primary care services, mental health services, personal care, laboratory and prescriptions.

Rescue Squad

The [PMHC Emergency services department](#) provides Advanced Life Services to our surrounding area. The team of 10 are staffed 24/7 and also provide transfer services for emergency care, as well as mutual aid to surrounding EMS departments.

Nursing Homes & Assisted Living

Christian Homes Care Community is an 86-bed nursing home facility, a 30-bed assisted living facility and an 18-bed independent living facility. Holdrege Memorial Homes is an 85-bed nursing home facility and a 46-bed assisted living facility.

Churches (Denomination)

- Assembly of God
- Baptist
- Catholic
- Episcopalian
- Evangelical
- Jehovah's Witness
- Lutheran
- Methodist
- Mormon/Latter Day Saints
- Nondenominational
- Presbyterian
- Seventh-Day Adventist

Library

The [Holdrege Area Public Library](#) is the center for life-long learning in the community and the place people come to experience the joys of reading, discovering new ideas, and to be empowered with free access to information of all types. Books, magazines, public computers and free

Wi-Fi are just some of the services at the library. The Holdrege Area Public Library contains 60,775 volumes and has an average annual circulation of 109,795.

Activities include story time for toddlers (18 months to 3½ years) and preschoolers (3½ years to kindergarten); summer reading programs for children, teens, and adults; early literacy computer with more than 28 learning games; Lego Club; Gamer Day; and BFF Club.

Recreation

There are two parks in Holdrege covering 63 acres. [South Park](#) includes a swimming pool, tennis courts, lighted baseball and softball diamonds, exercise trails, horseshoe pits, disc golf,





picnic areas, two playgrounds, shelter house and rest rooms. **North Park** has a lake, tennis courts, exercise trails, boating, fishing, picnic areas, three playgrounds (one handicap accessible), splashpad, picnic shelter and rest rooms.

Holdrege recreation programs include, but are not limited to, softball, baseball, football, basketball, volleyball, swimming, bowling, track and field, soccer, wrestling, Holdrege Gun Club, skeet and blue rock shoots, saddle and roping clubs, gymnastics and 4-H. Many of the youth recreation programs are sponsored by the Holdrege Optimist Club, Prairies Sports Association and the YMCA.

Skydive Atlas provides professional skydiving instruction to both business and recreational clients throughout the Midwest.

The **YMCA of the Prairie** is a non-profit organization that works to strengthen the community through its three areas of focus: youth development, healthy living and social responsibility.

Nebraska Prairie Museum provides more than 65,000 square feet of displays and out buildings that include a one-room school house, late 1800 farm house and a Lutheran church.

The Tassel, a performing arts center, accommodates theatrical performances, concert attractions, lectures and meetings. The Tassel can seat 685 individuals on the main floor with an additional 150 seats in the balcony level.

The **Phelps County Senior Center** is well known for its lunch and public transportation programs. The center also provides facilities for counseling and information, educational activities and programs, tax aids, recreational activities, and referrals.

Financial Institutions

- Bruning Bank
- First State Bank of Holdrege
- FirstTier Bank
- Great Western Bank
- Home Federal Bank
- Lincoln Federal Savings Bank

SUMMER EVENTS

Dala Days • June

Shoppers have the chance to win \$100 in Chamber Checks by shopping at participating businesses.

Swedish Days • June

Celebrate Holdrege's Swedish heritage, featuring traditional meals, games, parade, car show and street festival

Central Plains Ribfest • June

Kansas City Barbeque Company competition held in conjunction with Swedish Days. The event is open to the public.

Phelps County Fair • July

Features carnival, concert, demolition derby, pedal pullers competition, livestock shows, FFA & 4-H exhibits and commercial booths

Housing

Thirty-one new living units were constructed in the past three years and it is estimated 26 will be built in 2020. The cost of new home construction varies.



Nebraska Prairie Museum, Holdrege Public Library, YMCA of the Prairie and Skydive Atlas all serve the community with recreational opportunities.

Nebraska's Rank Among States

1ST	Commercial cattle slaughter, 2020 Great Northern bean production, 2020 Popcorn production, 2017
2ND	Beef and veal exports, 2020 All cattle and calves, Jan. 2021 All cattle on feed, Jan. 2021 Commercial red meat production, 2020 Ethanol production, Jan. 2020 Pinto bean production, 2020 Proso millet production, 2020 Light red kidney bean production, 2020 Bison, 2017
3RD	Corn for grain production, 2020 Corn exports, 2019 Cash receipts from all farm commodities, 2019 Grain sorghum production, 2020 All hay production, 2020
4TH	Beef cows, Jan. 2021 Total animal products exports, 2018 Cash receipts from all crops, 2019 All dry edible bean production, 2020 Cash receipts from all farm commodities, 2018 Alfalfa hay production, 2020 Land in farms and ranches, 2019
5TH	Soybean exports, 2019 Soybean production, 2020 Sugar beet production, 2020 Harvested acres of principal crops, 2020
6TH	Agricultural exports, 2019 Commercial hog slaughter, 2020
7TH	Sunflower production, 2020 All hogs and pigs on farm, Dec 2020 Pork exports, 2020
8TH	Organic cropland acres, 2019
12TH	Winter wheat production, 2020

Source: Nebraska Department of Agriculture - USDA, NASS, NFO, and NBA



Agriculture

In 2017 Nebraska ranked first among the states in beef and veal exports; third in corn exports and cash receipts from all livestock and products. Nebraska's farms and ranches utilized 45.2 million acres or 91 percent of the state's total land area. Cash receipts from farm markets in 2017 contributed more than \$21.0 billion to

the state's economy and 5.7 percent of the U.S. total. Food processing is the state's largest manufacturing sector and foreign markets are important for many of the state's manufacturers.

Sources: Nebraska Agriculture Rankings - USDA ERS, USDA, NASS; Food Processing Status - Bureau of Labor Statistics, Quarterly Census of Employment and Wages

The [Ogallala Aquifer](#) underlies 174,000 square miles in parts of eight states. The Ogallala Aquifer within Nebraska contains approximately 65 percent of the water storage in the entire aquifer. With the implementation of more efficient irrigation systems and other water management measures, the Ogallala Aquifer will remain a valuable resource in Nebraska.

Nebraska's Natural Resource Districts (NRDs) have responsibility for managing groundwater resources. The Nebraska Department of Natural Resources maintains responsibility for administration of surface water rights. In locations where groundwater and surface water are connected, the responsibility is shared among the NRDs and the state for achieving a sustainable balance between water supplies and water use.





Phelps County ranked in the top 10 counties in the state in the production of corn for grain four years during the past five years.

Source: National Agricultural Statistics Service

Raw Material

Nonmetallic minerals of sand and gravel are available in commercial quantities.

Produce including tomatoes, peppers, strawberries, potatoes, pumpkins, sunflowers and sweet corn are grown and marketed in the area. White corn is grown, harvested, and cleaned, and then shipped to Frito-Lay in Gothenburg.



Abundant natural resources support Nebraska's most productive ag environment.

AGRICULTURE STATISTICS

	PHELPS COUNTY	NEBRASKA
NUMBER OF FARMS	371	46,332
LAND IN FARMS acres	341,523	44,986,821
AVERAGE SIZE OF FARMS acres	921	971
MARKET VALUE per farm	\$155,801	\$474,476
MARKET VALUE OF AGRICULTURAL PRODUCTS SOLD	\$578,421,000	\$21,983,430,000
TOTAL ACRES IRRIGATED	225,436	8,588,389
PERCENT OF FARMLAND IRRIGATED	66.0%	19.1%

Source: 2017 Census of Agriculture

PRODUCTION OF LEADING CROPS

5 year average - 2016-2020

	PHELPS COUNTY	NEBRASKA
CORN FOR GRAIN bushels	39,065,000	1,731,290,000

Source: 2020 Census of Agriculture

AVERAGE LIVESTOCK POPULATION

5 year average - 2016-2020

	PHELPS COUNTY	NEBRASKA
ALL CATTLE	182,000	33,300,000

Source: National Agricultural Statistics Service

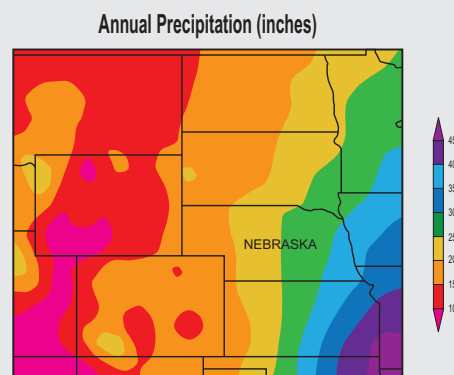
Climate

Nebraska has a continental climate, with hot summers and cold winters. Temperatures are highly variable from season to season and year to year.

Precipitation is also variable and ranges from an annual average of 15–20 inches in the west to 30–35 inches in southeast Nebraska.

The growing season in Nebraska fluctuates in length, but on average it ranges from 120 days in the extreme northwest to 170 days in the southeast.

For more details regarding Nebraska's climate, visit High Plains Climate Center, University of Nebraska-Lincoln at hprcc.unl.edu.



Make Holdrege Home

#GROW37



“Show up, every day, with the right attitude and we’ll get stuff done.”

– Ron Tillery, PCDC Executive Director

Nebraska Public Power District (NPPD), Nebraska’s largest electric utility, assists in economic development for the areas it serves. For more information on NPPD’s economic development assistance, contact Economic Development Department, 1414 15th Street, PO Box 499, Columbus, Nebraska 68602-0499, (877) 275-6773, Ext. 5534, email: econdev@nppd.com, or visit our website at sites.nppd.com.

© Nebraska Public Power District, February 2020 (updated May 2021)

1137AB56



Nebraska Public Power District
Always there when you need us

nppd.com